





CROWD BARRIER GRAPHIC

2300MM BARRIER, BANNER/PVC, TOP-ONLY ANGLED CORNERS



Size

This template is 100% scale/full size, and must not be re-sized or scaled.

Areas & Marks

-  **Bleed line**
Artwork must extend to this line. Any space between this line and the safe area line must only be used as a quiet area.
-  **Finished line**
Perimeter of the visible graphic, after cutting and finishing.
-  **Safe area line**
Important content (text, logos etc.) must be kept within this line.
-  **Eyelets**
Position of eyelets.

Layers

-  **Design.** Must be used to create and supply your design.
-  **🔒 Guide.** Must not contain any of your design elements. Must be deleted before saving your print-ready file.

Artwork Requirements

Artwork must be supplied:

- At the exact size of this template
- With all fonts outlined
- With all images embedded
- With all design elements on the Design layer
- With background/quiet content all the way to the bleed line(s)
- With all important content inside the safe area(s)
- With none of the template guide lines included or flattened
- With all template elements and text removed
- With no crop marks, bleed marks, colour bars or other registration marks present
- As either PDF (preferred), AI or EPS format
- With exported files checked (e.g. in Adobe Acrobat/Reader) that all design elements are included
- With artwork for both sides included (double-sided graphics only)

For a full list of artwork requirements, please refer to our website.



**Please refer to the instructions off-page to the left.
These may only be accessible in certain software
packages, such as Adobe Illustrator.**

**All artwork elements must be supplied on the
Design layer. The Guide layer is non-printing, and
will not be included in any saved/exported PDFs.**

**This text and all other template elements and
guide lines must be deleted or not provided in your
print-ready file.**